




Moorgate Primary Academy



Welcome to my Classroom
Wednesday 11th September 2024

Meet the team



Mrs Wright
Nursery LSA



Mrs DeMay
Teacher



Miss Maher
Nursery LSA



Mrs Smith
Nursery Lunchtime Supervisor

Outline of Sessions

Each day the children will access a range of adult led, enhanced and child initiated activities.

- ▶ 8:45 Our day begins with a 'Wake up Shake up' session when children are engaged in physical exercise and songs.
- ▶ 9:00 Our first adult lead focus will be Phase 1, Aspect 1 of Letters and Sounds, this is strongly linked to the children's developing Communication and Language skills.
- ▶ 9:45 is tidy up time and snacktime, after which we open outdoors for the children to choose.
- ▶ 11:00 Our second adult led focus which is Literacy, there are stories, new vocabulary linked to actions and a chance to develop fine motor skills ready for writing in Year One. (During the morning there will be adult focus times for Maths for those children who are mornings only).

Outline of Sessions

- ▶ 11:45 The 'all day' children get ready for lunch which they eat in the main hall.
- ▶ 12:15 The afternoon children arrive and we have some time to choose and play outdoors.
- ▶ 1:00 Our adult focus Maths session involves the children in counting, sorting, making patterns, looking at shapes and all sorts of maths activities and vocabulary.
- ▶ 2:00 We open outdoors for children to choose between indoors and out.
- ▶ 2:30 We finish the day with drinks and snacks, stories and songs.
- ▶ 3:15 Hometime
- ▶ Throughout the day there are small adult focus groups with activities planned from Development Matters.



Moorgate
Primary Academy

STAFFORDSHIRE UNIVERSITY
ACADEMIES TRUST

Our 5 Golden Rules

- **We work super hard**
- **We have beautiful manners**
- **We treat everyone with kindness**
- **We respect everyone and everything**
- **We make sure everyone feels safe**

What is the Early Years Foundation Stage (EYFS)?

- The E.Y.F.S. is the stage of education for children from **birth** to the **end of the Reception year**.
- It is based on the recognition that children learn best through **play and active learning**.

PRIME AREAS

1. Communication and Language
2. Physical Development
3. Personal, social and emotional development.

SPECIFIC AREAS

4. Literacy
5. Mathematics
6. Understanding the world
7. Expressive arts and design

Uniform


We ask that all children attending nursery wear a school uniform.

This should include a white polo shirt and red jumper or cardigan with black or grey bottoms.



Lunchtime and Snack time

- ▶ Independence is encouraged at both Snack and Lunch times. This includes pouring their own drink.
- ▶ Snack and Lunch times are taken as a group to encourage children to develop their social skills.
- ▶ Daily snack is available for children during a structured snack time.
- ▶ Children that attend a full day session are required to bring a packed lunch each day.



What can you do to help your child's learning when they begin Nursery?

- ▶ Sharing books, talking about the pictures. Sign up and visit Tamworth library.
- ▶ Encourage mark making, drawing, shopping lists etc.
- ▶ Encourage children to talk about what they are doing and ask questions.
- ▶ Practise counting at any time-climbing the stairs, shopping etc.
- ▶ Play simple board games.
- ▶ Sing number rhymes and songs together.
- ▶ Putting on their shoes and coats.
- ▶ Using the toilet independently including telling an adult when they need to use the toilet.



Class email & Tapestry:

We have class email addresses which you can use to communicate with your child's class teacher. Our class email address is:

Classa@moorgateacademy.co.uk

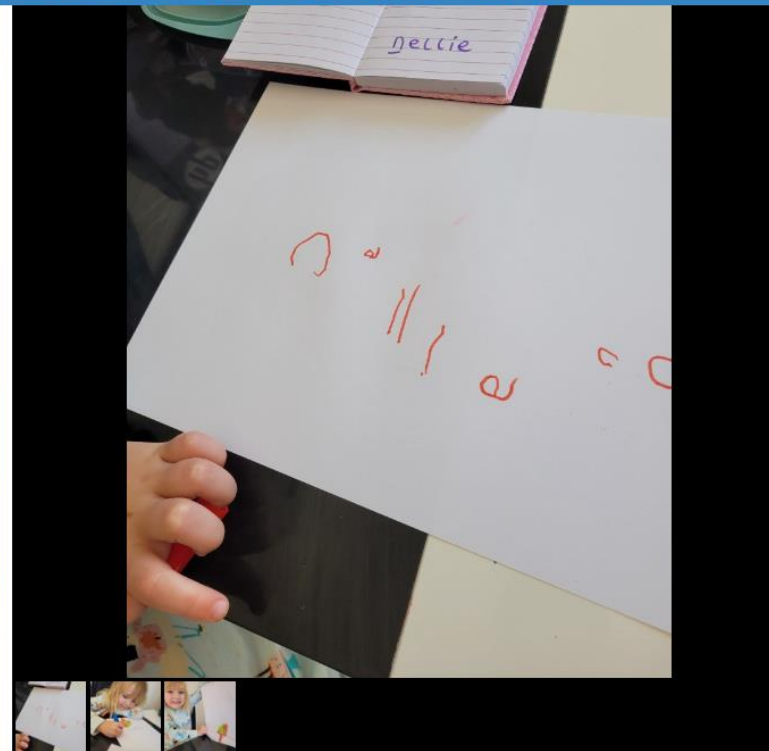
When recording observations for children's learning, we use Tapestry. This is designed to share pupils learning between school and home, allowing both parties to share learning.



Users with the "See a download media button" permission can download these photos and videos

Notes

children all had a lovely time mixing our primary coloured paints to see what colours we could make. we made some secondary colours such as orange, purple and green, working together to mix the paints together. Excellent job children.



Users with the "See a download media button" permission can download these photos and videos

Notes

Cleo has been trying really hard and practices writing her name all the time! She's getting very confident with the sounding of her letters too! But today Cleo really showed off her new skills and we sat together and she copied the name 'Nellie' independently for her friends' beautiful birthday picture. Cleo said 'Nellie's favourite is super hero' so that is what she has drawn for her!

Cleo asked me 'mommy take a picture so I can show Miss Wright and Miss Colloby they will be so happy'

Things your child will need:

- Uniform – White polo shirts and a red school jumper. Must be labelled.
- Plenty of changes of clothes for any messy play or accidents – these can be in a carrier bag to stay in school.
- Any nappies or wipes needed including nappy bags. (Pull ups when potty training).
- Wellies and waterproof coats for outdoor learning (Labelled).
- Book bag to take home and share any fantastic work.
- A named water bottle.



Messy Play

Here in Nursery, we take part in lots of messy play activities both indoors and outdoors.

These include painting, gloop play, mud kitchen and water play.

Aprons are provided for all messy play activities.

Please understand that these are valuable learning experiences for your child and therefore we ask that you take this into consideration when dressing your child for the day.



Thank you



We look forward to a happy partnership in your child's journey into school and beyond.

Any Questions?

